



TECHNICAL DATA - GL.01

PHOTOVOLTAIC GLASS		
	M	Vision (10%)
Electrical data test conditions (STC)		
Nominal peak power	38	P _{mpp} (Wp)
Open-circuit voltage	50,51	V _{oc} (V)
Short-circuit current	1,34	I _{sc} (A)
Voltage at nominal power	34,70	V _{mpp} (V)
Current at nominal power	1,09	I _{mpp} (A)
Power tolerance not to exceed	± 5	%
STC: 1000 w/m ² , AM 1.5 and a cell temperature of 25°C, stabilized module state.		
Mechanical description		
Length	57 5/16	inches
Width	25 1/2	inches
Thickness	1 3/8	inches
Surface area	10,15	sqf
Weight	118,12	Lbs
Cell type	a-Si	Thin Film
Transparency degree	M	Vision (10%)
Front Glass	1/4"	Tempered Glass
PV Active Glass	1/8 "	Float Glass
Rear Glass	1/4"	Tempered Glass
Gas Spacer	1/2"	Air Chamber
Inner Glass	1/4"	Tempered Glass Low-e
Thickness encapsulation	1/16"	PVB Foils
Category / Color code		
Junction Box		
Protection	IP65	
Wiring Section	2,5 mm ² or 4,0 mm ²	
Limits		
Maximum system voltage	600	V _{sys} (V)
Operating module temperature	-40...+85	°C
Temperature Coefficients		
Temperature Coefficient of Pmpp	-0,19	%/°C
Temperature Coefficient of Voc	-0,28	%/°C
Temperature Coefficient of Isc	+0,09	%/°C

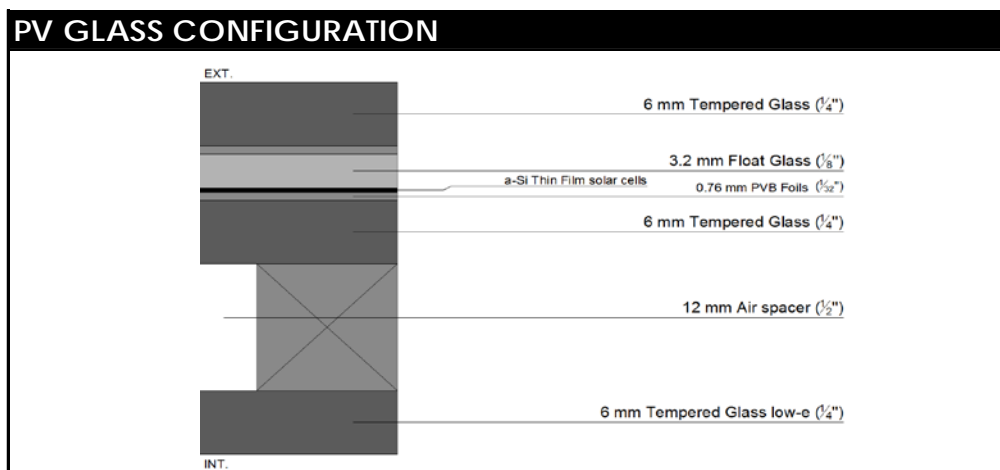
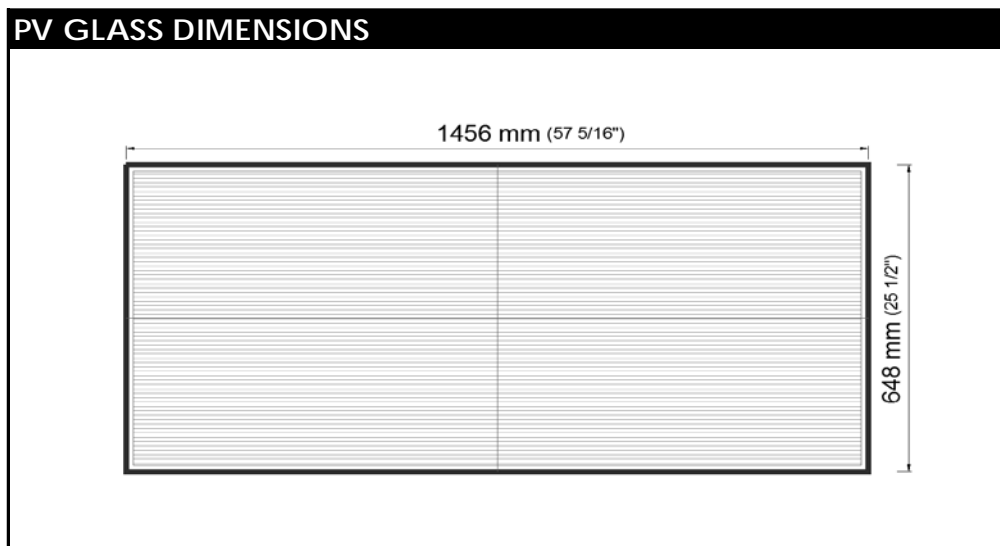
* All technical specifications are subject to change without notice by Onyx Solar

smart solar solutions for buildings





TECHNICAL DATA - GL.01



GLASS PROPERTY	Onyx Equivalent Glass
Solar Factor/SHGC	10%
Light Transmission	10%
UV Transmission	< 1%
Light Reflection	8%
U-value [Btu/h ft ² °F]	0.28
Peak Power [Wp/sqf]	3,72

smart solar solutions for buildings





TECHNICAL DATA - GL.02

PHOTOVOLTAIC GLASS		
	M	Vision (10%)
Electrical data test conditions (STC)		
Nominal peak power	136	P _{mpp} (Wp)
Open-circuit voltage	182.16	V _{oc} (V)
Short-circuit current	1.34	I _{sc} (A)
Voltage at nominal power	125.12	V _{mpp} (V)
Current at nominal power	1.09	I _{mpp} (A)
Power tolerance not to exceed	± 5	%
STC: 1000 w/m ² , AM 1.5 and a cell temperature of 25°C, stabilized module state.		
Mechanical description		
Length	57 5/16	inches
Width	92	inches
Thickness	1 3/8	inches
Surface area	36.60	sqf
Weight	425.98	Lbs
Cell type	a-Si	Thin Film
Transparency degree	M	Vision (10%)
Front Glass	1/4"	Tempered Glass
PV Active Glass	1/8 "	Float Glass
Rear Glass	1/4"	Tempered Glass
Gas Spacer	1/2"	Air Chamber
Inner Glass	1/4"	Tempered Glass Low-e
Thickness encapsulation	1/16"	PVB Foils
Category / Color code		
Junction Box		
Protection	IP65	
Wiring Section	2,5 mm ² or 4,0 mm ²	
Limits		
Maximum system voltage	600	V _{sys} (V)
Operating module temperature	-40...+85	°C
Temperature Coefficients		
Temperature Coefficient of Pmpp	-0,19	%/°C
Temperature Coefficient of Voc	-0,28	%/°C
Temperature Coefficient of Isc	+0,09	%/°C

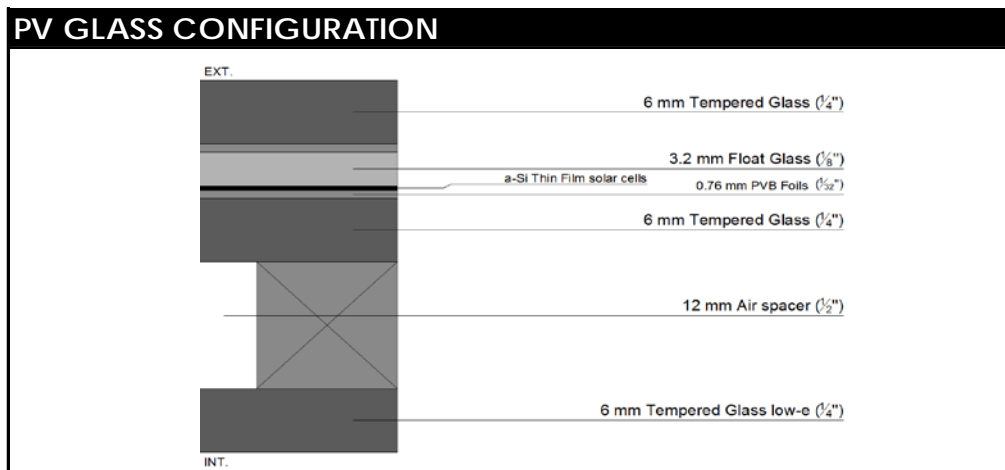

* All technical specifications are subject to change without notice by Onyx Solar

smart solar solutions for buildings





TECHNICAL DATA - GL.02



GLASS PROPERTY	Onyx Equivalent Glass
Solar Factor/SHGC	10%
Light Transmission	10%
UV Transmission	< 1%
Light Reflection	8%
U-value [Btu/h ft ² °F]	0.28
Peak Power [Wp/sqf]	3.72

smart solar solutions for buildings





TECHNICAL DATA - GL.03

PHOTOVOLTAIC GLASS		
	M	Vision (10%)
Electrical data test conditions (STC)		
Nominal peak power	49	P _{mpp} (Wp)
Open-circuit voltage	50,51	V _{oc} (V)
Short-circuit current	1,73	I _{sc} (A)
Voltage at nominal power	34,70	V _{mpp} (V)
Current at nominal power	1,40	I _{mpp} (A)
Power tolerance not to exceed	± 5	%
STC: 1000 w/m ² , AM 1.5 and a cell temperature of 25°C, stabilized module state.		
Mechanical description		
Length	73 7/8	inches
Width	25 1/2	inches
Thickness	1 3/8	inches
Surface area	13,08	sqf
Weight	152,26	Lbs
Cell type	a-Si	Thin Film
Transparency degree	M	Vision (10%)
Front Glass	1/4"	Tempered Glass
PV Active Glass	1/8 "	Float Glass
Rear Glass	1/4"	Tempered Glass
Gas Spacer	1/2"	Air Chamber
Inner Glass	1/4"	Tempered Glass Low-e
Thickness encapsulation	1/16"	PVB Foils
Category / Color code		
Junction Box		
Protection	IP65	
Wiring Section	2,5 mm ² or 4,0 mm ²	
Limits		
Maximum system voltage	600	V _{sys} (V)
Operating module temperature	-40...+85	°C
Temperature Coefficients		
Temperature Coefficient of Pmpp	-0,19	%/°C
Temperature Coefficient of Voc	-0,28	%/°C
Temperature Coefficient of Isc	+0,09	%/°C

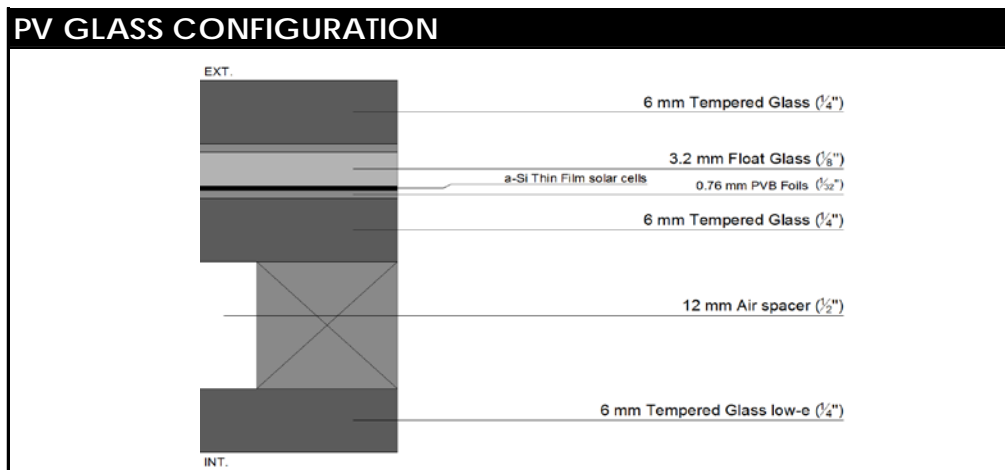

* All technical specifications are subject to change without notice by Onyx Solar

smart solar solutions for buildings





TECHNICAL DATA - GL.03



GLASS PROPERTY	Onyx Equivalent Glass
Solar Factor/SHGC	10%
Light Transmission	10%
UV Transmission	< 1%
Light Reflection	8%
U-value [Btu/h ft ² °F]	0.28
Peak Power [Wp/sqf]	3,72

smart solar solutions for buildings





TECHNICAL DATA - GL.04

PHOTOVOLTAIC GLASS		
	M	Vision (10%)
Electrical data test conditions (STC)		
Nominal peak power	175	P _{mpp} (Wp)
Open-circuit voltage	182.16	V _{oc} (V)
Short-circuit current	1.73	I _{sc} (A)
Voltage at nominal power	125.12	V _{mpp} (V)
Current at nominal power	1.40	I _{mpp} (A)
Power tolerance not to exceed	± 5	%
STC: 1000 w/m ² , AM 1.5 and a cell temperature of 25°C, stabilized module state.		
Mechanical description		
Length	73 7/8	inches
Width	92	inches
Thickness	1 3/8	inches
Surface area	47.18	sqf
Weight	549.08	Lbs
Cell type	a-Si	Thin Film
Transparency degree	M	Vision (10%)
Front Glass	1/4"	Tempered Glass
PV Active Glass	1/8 "	Float Glass
Rear Glass	1/4"	Tempered Glass
Gas Spacer	1/2"	Air Chamber
Inner Glass	1/4"	Tempered Glass Low-e
Thickness encapsulation	1/16"	PVB Foils
Category / Color code		
Junction Box		
Protection	IP65	
Wiring Section	2,5 mm ² or 4,0 mm ²	
Limits		
Maximum system voltage	600	V _{sys} (V)
Operating module temperature	-40...+85	°C
Temperature Coefficients		
Temperature Coefficient of Pmpp	-0,19	%/°C
Temperature Coefficient of Voc	-0,28	%/°C
Temperature Coefficient of Isc	+0,09	%/°C

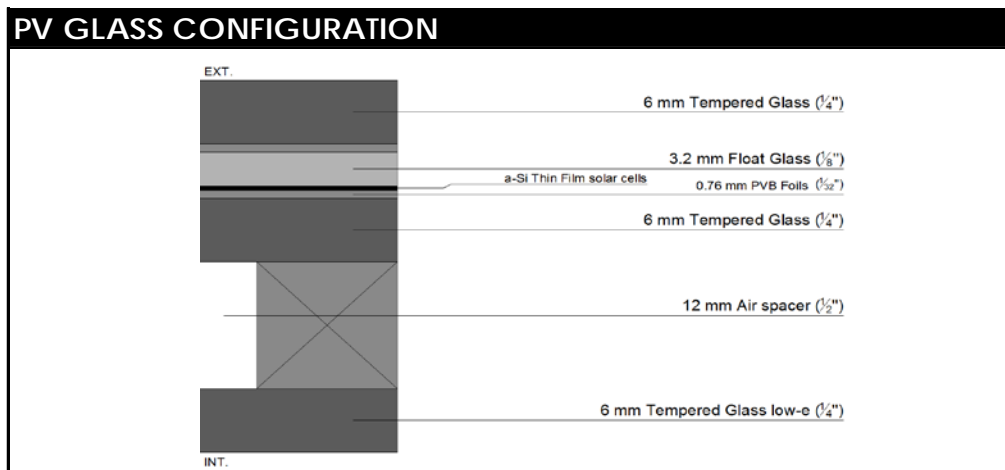

* All technical specifications are subject to change without notice by Onyx Solar

smart solar solutions for buildings





TECHNICAL DATA - GL.04



GLASS PROPERTY	Onyx Equivalent Glass
Solar Factor/SHGC	10%
Light Transmission	10%
UV Transmission	< 1%
Light Reflection	8%
U-value [Btu/h ft ² °F]	0.28
Peak Power [Wp/sqf]	3.72

smart solar solutions for buildings





TECHNICAL DATA - GL.06

PHOTOVOLTAIC GLASS		
	M	Vision (10%)
Electrical data test conditions (STC)		
Nominal peak power	44	P _{mpp} (Wp)
Open-circuit voltage	45.05	V _{oc} (V)
Short-circuit current	1.77	I _{sc} (A)
Voltage at nominal power	30.94	V _{mpp} (V)
Current at nominal power	1.43	I _{mpp} (A)
Power tolerance not to exceed	± 5	%
STC: 1000 w/m ² , AM 1.5 and a cell temperature of 25°C, stabilized module state.		
Mechanical description		
Length	75 1/4	inches
Width	22 3/4	inches
Thickness	1 3/8	inches
Surface area	11.88	sqf
Weight	138.31	Lbs
Cell type	a-Si	Thin Film
Transparency degree	M	Vision (10%)
Front Glass	1/4"	Tempered Glass
PV Active Glass	1/8 "	Float Glass
Rear Glass	1/4"	Tempered Glass
Gas Spacer	1/2"	Air Chamber
Inner Glass	1/4"	Tempered Glass Low-e
Thickness encapsulation	1/16"	PVB Foils
Category / Color code		
Junction Box		
Protection	IP65	
Wiring Section	2,5 mm ² or 4,0 mm ²	
Limits		
Maximum system voltage	600	V _{sys} (V)
Operating module temperature	-40...+85	°C
Temperature Coefficients		
Temperature Coefficient of Pmpp	-0,19	%/°C
Temperature Coefficient of Voc	-0,28	%/°C
Temperature Coefficient of Isc	+0,09	%/°C

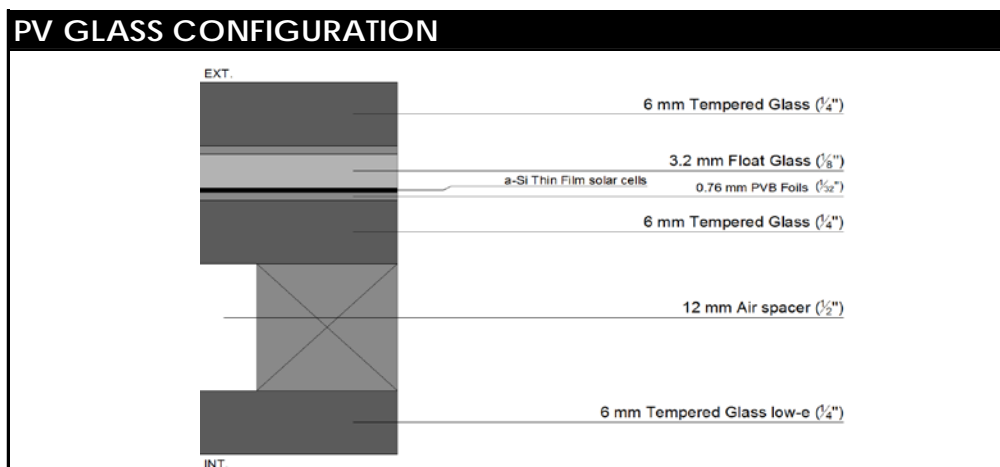

* All technical specifications are subject to change without notice by Onyx Solar

smart solar solutions for buildings





TECHNICAL DATA - GL.06



GLASS PROPERTY	Onyx Equivalent Glass
Solar Factor/SHGC	10%
Light Transmission	10%
UV Transmission	< 1%
Light Reflection	8%
U-value [Btu/h ft ² °F]	0.28
Peak Power [Wp/sqf]	3.72

smart solar solutions for buildings





TECHNICAL DATA - GL.07

PHOTOVOLTAIC GLASS		
	M	Vision (10%)
Electrical data test conditions (STC)		
Nominal peak power	50	P _{mpp} (Wp)
Open-circuit voltage	50,51	V _{oc} (V)
Short-circuit current	1,77	I _{sc} (A)
Voltage at nominal power	34,70	V _{mpp} (V)
Current at nominal power	1,43	I _{mpp} (A)
Power tolerance not to exceed	± 5	%
STC: 1000 w/m ² , AM 1.5 and a cell temperature of 25°C, stabilized module state.		
Mechanical description		
Length	75 1/4	inches
Width	25 1/2	inches
Thickness	1 3/8	inches
Surface area	13,33	sqf
Weight	155,10	Lbs
Cell type	a-Si	Thin Film
Transparency degree	M	Vision (10%)
Front Glass	1/4"	Tempered Glass
PV Active Glass	1/8 "	Float Glass
Rear Glass	1/4"	Tempered Glass
Gas Spacer	1/2"	Air Chamber
Inner Glass	1/4"	Tempered Glass Low-e
Thickness encapsulation	1/16"	PVB Foils
Category / Color code		
Junction Box		
Protection	IP65	
Wiring Section	2,5 mm ² or 4,0 mm ²	
Limits		
Maximum system voltage	600	V _{sys} (V)
Operating module temperature	-40...+85	°C
Temperature Coefficients		
Temperature Coefficient of Pmpp	-0,19	%/°C
Temperature Coefficient of Voc	-0,28	%/°C
Temperature Coefficient of Isc	+0,09	%/°C

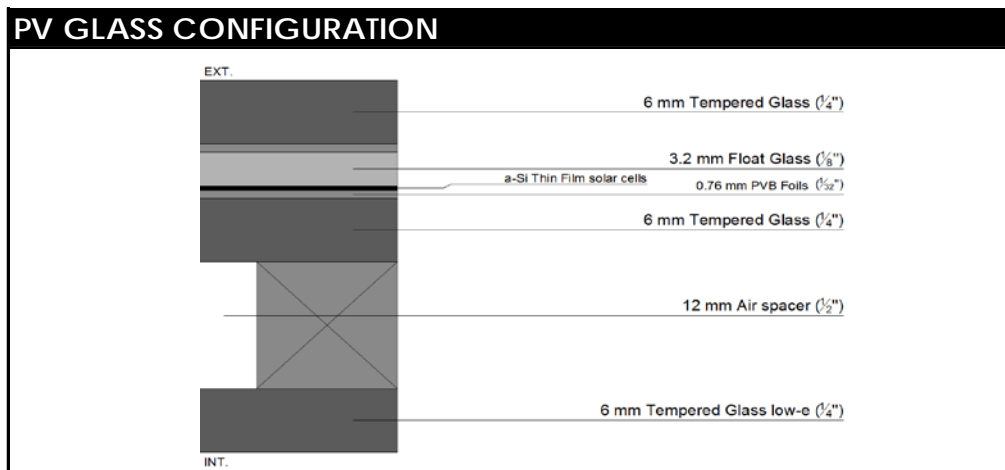

* All technical specifications are subject to change without notice by Onyx Solar

smart solar solutions for buildings





TECHNICAL DATA - GL.07



GLASS PROPERTY	Onyx Equivalent Glass
Solar Factor/SHGC	10%
Light Transmission	10%
UV Transmission	< 1%
Light Reflection	8%
U-value [Btu/h ft ² °F]	0.28
Peak Power [Wp/sqf]	3,72

smart solar solutions for buildings





TECHNICAL DATA - GL.08

PHOTOVOLTAIC GLASS		
	M	Vision (10%)
Electrical data test conditions (STC)		
Nominal peak power	179	P _{mpp} (Wp)
Open-circuit voltage	182.16	V _{oc} (V)
Short-circuit current	1.77	I _{sc} (A)
Voltage at nominal power	125.12	V _{mpp} (V)
Current at nominal power	1.43	I _{mpp} (A)
Power tolerance not to exceed	± 5	%
STC: 1000 w/m ² , AM 1.5 and a cell temperature of 25°C, stabilized module state.		
Mechanical description		
Length	75 1/4	inches
Width	92	inches
Thickness	1 3/8	inches
Surface area	48.06	sqf
Weight	559.30	Lbs
Cell type	a-Si	Thin Film
Transparency degree	M	Vision (10%)
Front Glass	1/4"	Tempered Glass
PV Active Glass	1/8 "	Float Glass
Rear Glass	1/4"	Tempered Glass
Gas Spacer	1/2"	Air Chamber
Inner Glass	1/4"	Tempered Glass Low-e
Thickness encapsulation	1/16"	PVB Foils
Category / Color code		
Junction Box		
Protection	IP65	
Wiring Section	2,5 mm ² or 4,0 mm ²	
Limits		
Maximum system voltage	600	V _{sys} (V)
Operating module temperature	-40...+85	°C
Temperature Coefficients		
Temperature Coefficient of Pmpp	-0,19	%/°C
Temperature Coefficient of Voc	-0,28	%/°C
Temperature Coefficient of Isc	+0,09	%/°C

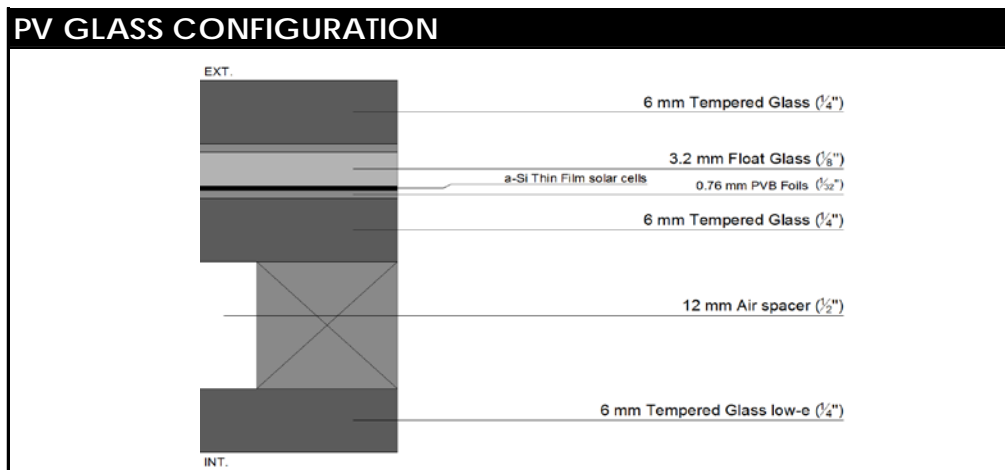

* All technical specifications are subject to change without notice by Onyx Solar

smart solar solutions for buildings





TECHNICAL DATA - GL.08



GLASS PROPERTY	Onyx Equivalent Glass
Solar Factor/SHGC	10%
Light Transmission	10%
UV Transmission	< 1%
Light Reflection	8%
U-value [Btu/h ft ² °F]	0.28
Peak Power [Wp/sqft]	3.72

smart solar solutions for buildings





TECHNICAL DATA - GL.09

PHOTOVOLTAIC GLASS		
	M	Vision (10%)
Electrical data test conditions (STC)		
Nominal peak power	34	P _{mpp} (Wp)
Open-circuit voltage	45.05	V _{oc} (V)
Short-circuit current	1.34	I _{sc} (A)
Voltage at nominal power	30.94	V _{mpp} (V)
Current at nominal power	1.09	I _{mpp} (A)
Power tolerance not to exceed	± 5	%
STC: 1000 w/m ² , AM 1.5 and a cell temperature of 25°C, stabilized module state.		
Mechanical description		
Length	57 5/16	inches
Width	22 3/4	inches
Thickness	1 3/8	inches
Surface area	9.05	sqf
Weight	105.34	Lbs
Cell type	a-Si	Thin Film
Transparency degree	M	Vision (10%)
Front Glass	1/4"	Tempered Glass
PV Active Glass	1/8 "	Float Glass
Rear Glass	1/4"	Tempered Glass
Gas Spacer	1/2"	Air Chamber
Inner Glass	1/4"	Tempered Glass Low-e
Thickness encapsulation	1/16"	PVB Foils
Category / Color code		
Junction Box		
Protection	IP65	
Wiring Section	2,5 mm ² or 4,0 mm ²	
Limits		
Maximum system voltage	600	V _{sys} (V)
Operating module temperature	-40...+85	°C
Temperature Coefficients		
Temperature Coefficient of Pmpp	-0,19	%/°C
Temperature Coefficient of Voc	-0,28	%/°C
Temperature Coefficient of Isc	+0,09	%/°C

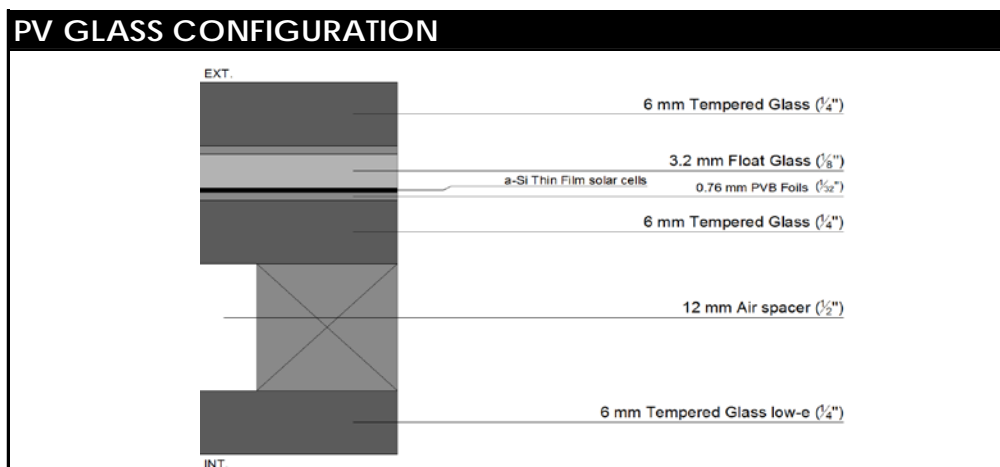

* All technical specifications are subject to change without notice by Onyx Solar

smart solar solutions for buildings





TECHNICAL DATA - GL.09



GLASS PROPERTY	Onyx Equivalent Glass
Solar Factor/SHGC	10%
Light Transmission	10%
UV Transmission	< 1%
Light Reflection	8%
U-value [Btu/h ft ² °F]	0.28
Peak Power [Wp/sqf]	3.72

smart solar solutions for buildings





TECHNICAL DATA - GL.10

PHOTOVOLTAIC GLASS		
	M	Vision (10%)
Electrical data test conditions (STC)		
Nominal peak power	94	P _{mpp} (Wp)
Open-circuit voltage	97,99	V _{oc} (V)
Short-circuit current	1,73	I _{sc} (A)
Voltage at nominal power	67,30	V _{mpp} (V)
Current at nominal power	1,40	I _{mpp} (A)
Power tolerance not to exceed	± 5	%
STC: 1000 w/m ² , AM 1.5 and a cell temperature of 25°C, stabilized module state.		
Mechanical description		
Length	73 7/8	inches
Width	49 1/2	inches
Thickness	1 3/8	inches
Surface area	25,38	sqf
Weight	295,36	Lbs
Cell type	a-Si	Thin Film
Transparency degree	M	Vision (10%)
Front Glass	1/4"	Tempered Glass
PV Active Glass	1/8 "	Float Glass
Rear Glass	1/4"	Tempered Glass
Gas Spacer	1/2"	Air Chamber
Inner Glass	1/4"	Tempered Glass Low-e
Thickness encapsulation	1/16"	PVB Foils
Category / Color code		
Junction Box		
Protection	IP65	
Wiring Section	2,5 mm ² or 4,0 mm ²	
Limits		
Maximum system voltage	600	V _{sys} (V)
Operating module temperature	-40...+85	°C
Temperature Coefficients		
Temperature Coefficient of Pmpp	-0,19	%/°C
Temperature Coefficient of Voc	-0,28	%/°C
Temperature Coefficient of Isc	+0,09	%/°C

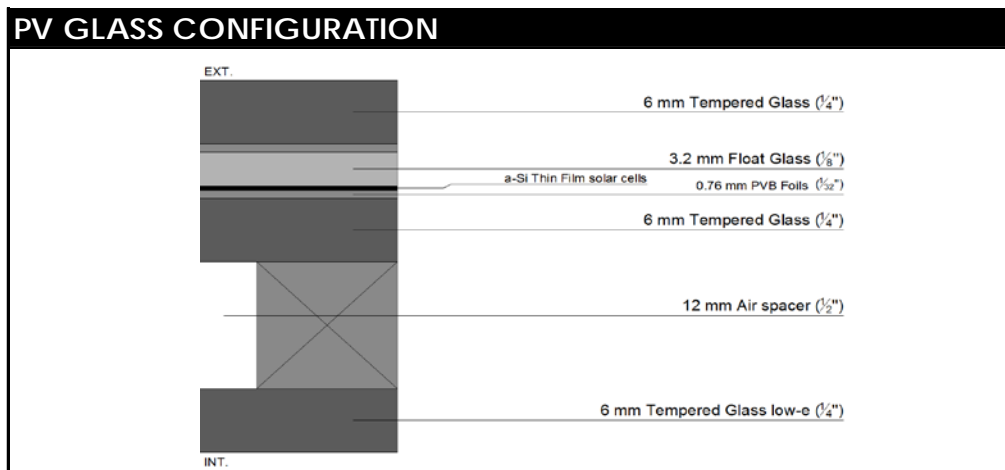

* All technical specifications are subject to change without notice by Onyx Solar

smart solar solutions for buildings





TECHNICAL DATA - GL.10



GLASS PROPERTY	Onyx Equivalent Glass
Solar Factor/SHGC	10%
Light Transmission	10%
UV Transmission	< 1%
Light Reflection	8%
U-value [Btu/h ft ² °F]	0.28
Peak Power [Wp/sqf]	3,72

smart solar solutions for buildings





TECHNICAL DATA - GL.11

PHOTOVOLTAIC GLASS		
	M	Vision (10%)
Electrical data test conditions (STC)		
Nominal peak power	73	P _{mpp} (Wp)
Open-circuit voltage	97,99	V _{oc} (V)
Short-circuit current	1,34	I _{sc} (A)
Voltage at nominal power	67,30	V _{mpp} (V)
Current at nominal power	1,09	I _{mpp} (A)
Power tolerance not to exceed	± 5	%
STC: 1000 w/m ² , AM 1.5 and a cell temperature of 25°C, stabilized module state.		
Mechanical description		
Length	57 5/16	inches
Width	49 1/2	inches
Thickness	1 3/8	inches
Surface area	19,69	sqf
Weight	229,14	Lbs
Cell type	a-Si	Thin Film
Transparency degree	M	Vision (10%)
Front Glass	1/4"	Tempered Glass
PV Active Glass	1/8 "	Float Glass
Rear Glass	1/4"	Tempered Glass
Gas Spacer	1/2"	Air Chamber
Inner Glass	1/4"	Tempered Glass Low-e
Thickness encapsulation	1/16"	PVB Foils
Category / Color code		
Junction Box		
Protection	IP65	
Wiring Section	2,5 mm ² or 4,0 mm ²	
Limits		
Maximum system voltage	600	V _{sys} (V)
Operating module temperature	-40...+85	°C
Temperature Coefficients		
Temperature Coefficient of Pmpp	-0,19	%/°C
Temperature Coefficient of Voc	-0,28	%/°C
Temperature Coefficient of Isc	+0,09	%/°C

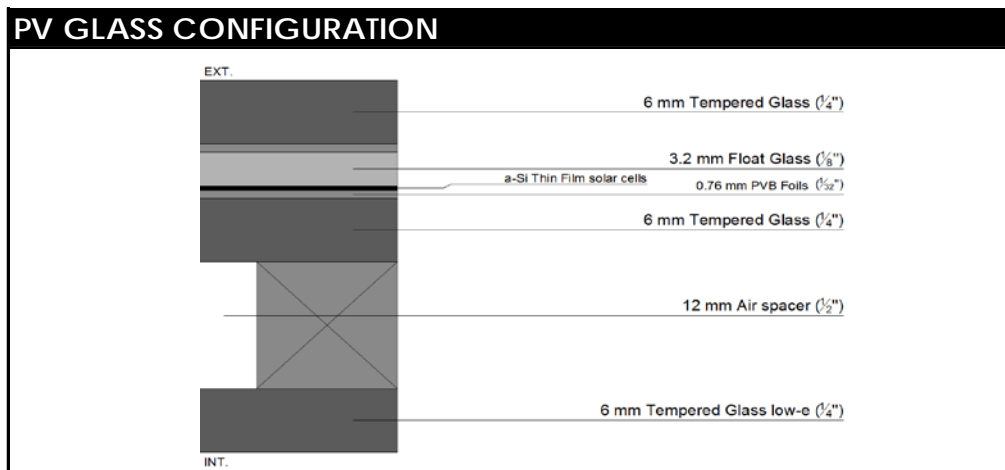

* All technical specifications are subject to change without notice by Onyx Solar

smart solar solutions for buildings





TECHNICAL DATA - GL.11



GLASS PROPERTY	Onyx Equivalent Glass
Solar Factor/SHGC	10%
Light Transmission	10%
UV Transmission	< 1%
Light Reflection	8%
U-value [Btu/h ft ² °F]	0.28
Peak Power [Wp/sqf]	3,72

smart solar solutions for buildings





TECHNICAL DATA - GL.12

PHOTOVOLTAIC GLASS		
	M	Vision (10%)
Electrical data test conditions (STC)		
Nominal peak power	96	P _{mpp} (Wp)
Open-circuit voltage	97,99	V _{oc} (V)
Short-circuit current	1,77	I _{sc} (A)
Voltage at nominal power	67,30	V _{mpp} (V)
Current at nominal power	1,43	I _{mpp} (A)
Power tolerance not to exceed	± 5	%
STC: 1000 w/m ² , AM 1.5 and a cell temperature of 25°C, stabilized module state.		
Mechanical description		
Length	75 1/4	inches
Width	49 1/2	inches
Thickness	1 3/8	inches
Surface area	25,85	sqf
Weight	300,86	Lbs
Cell type	a-Si	Thin Film
Transparency degree	M	Vision (10%)
Front Glass	1/4"	Tempered Glass
PV Active Glass	1/8 "	Float Glass
Rear Glass	1/4"	Tempered Glass
Gas Spacer	1/2"	Air Chamber
Inner Glass	1/4"	Tempered Glass Low-e
Thickness encapsulation	1/16"	PVB Foils
Category / Color code		
Junction Box		
Protection	IP65	
Wiring Section	2,5 mm ² or 4,0 mm ²	
Limits		
Maximum system voltage	600	V _{sys} (V)
Operating module temperature	-40...+85	°C
Temperature Coefficients		
Temperature Coefficient of Pmpp	-0,19	%/°C
Temperature Coefficient of Voc	-0,28	%/°C
Temperature Coefficient of Isc	+0,09	%/°C

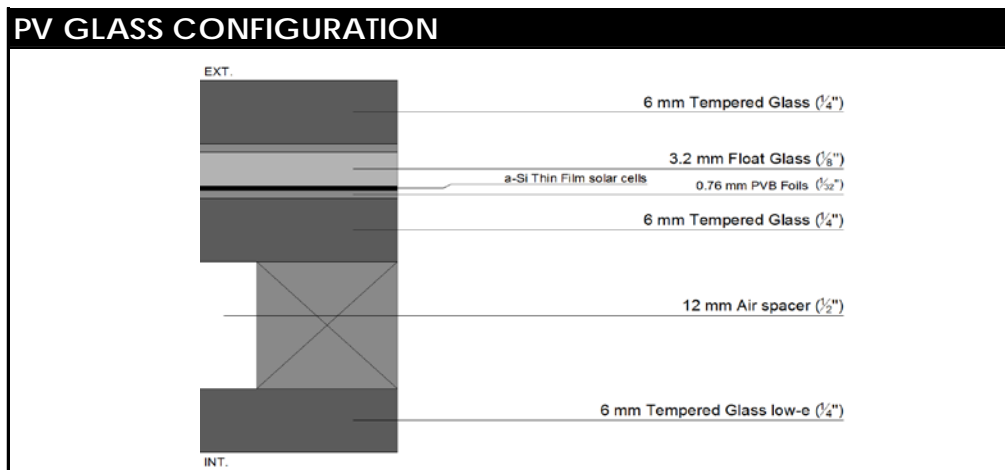
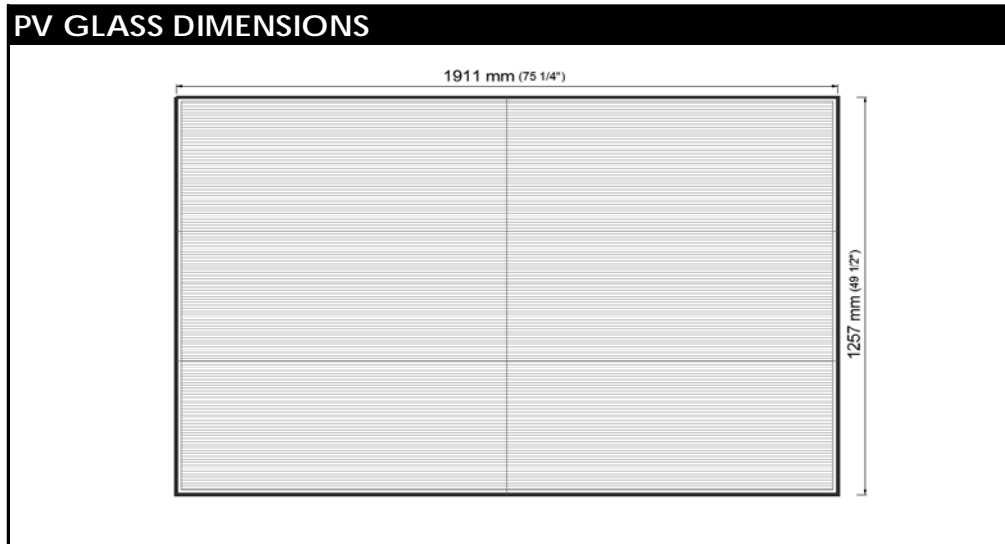
* All technical specifications are subject to change without notice by Onyx Solar

smart solar solutions for buildings





TECHNICAL DATA - GL.12



GLASS PROPERTY	Onyx Equivalent Glass
Solar Factor/SHGC	10%
Light Transmission	10%
UV Transmission	< 1%
Light Reflection	8%
U-value [Btu/h ft ² °F]	0.28
Peak Power [Wp/sqf]	3,72

smart solar solutions for buildings





TECHNICAL DATA - GL.13

PHOTOVOLTAIC GLASS		
	M	Vision (10%)
Electrical data test conditions (STC)		
Nominal peak power	92	P _{mpp} (Wp)
Open-circuit voltage	122.76	V _{oc} (V)
Short-circuit current	1.34	I _{sc} (A)
Voltage at nominal power	84.32	V _{mpp} (V)
Current at nominal power	1.09	I _{mpp} (A)
Power tolerance not to exceed	± 5	%
STC: 1000 w/m ² , AM 1.5 and a cell temperature of 25°C, stabilized module state.		
Mechanical description		
Length	57 5/16	inches
Width	62	inches
Thickness	1 3/8	inches
Surface area	24.67	sqf
Weight	287.07	Lbs
Cell type	a-Si	Thin Film
Transparency degree	M	Vision (10%)
Front Glass	1/4"	Tempered Glass
PV Active Glass	1/8 "	Float Glass
Rear Glass	1/4"	Tempered Glass
Gas Spacer	1/2"	Air Chamber
Inner Glass	1/4"	Tempered Glass Low-e
Thickness encapsulation	1/16"	PVB Foils
Category / Color code		
Junction Box		
Protection	IP65	
Wiring Section	2,5 mm ² or 4,0 mm ²	
Limits		
Maximum system voltage	600	V _{sys} (V)
Operating module temperature	-40...+85	°C
Temperature Coefficients		
Temperature Coefficient of Pmpp	-0,19	%/°C
Temperature Coefficient of Voc	-0,28	%/°C
Temperature Coefficient of Isc	+0,09	%/°C

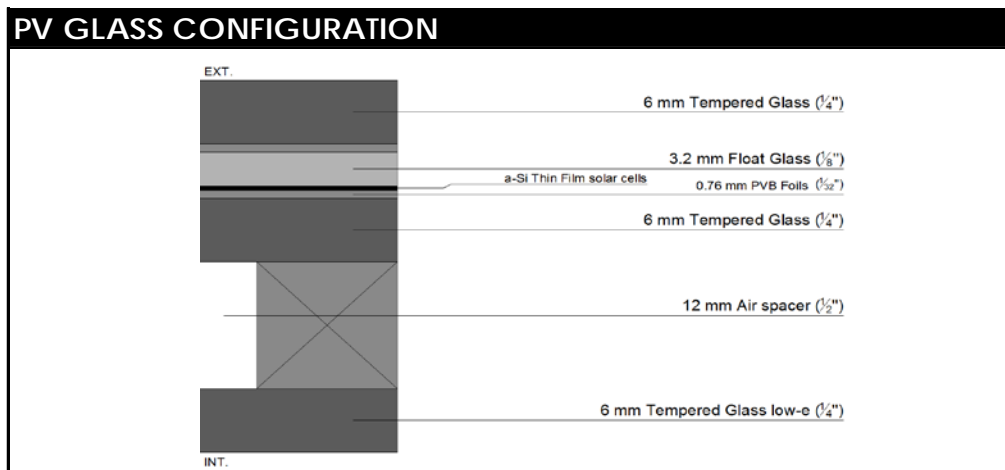

* All technical specifications are subject to change without notice by Onyx Solar

smart solar solutions for buildings





TECHNICAL DATA - GL.13



GLASS PROPERTY	Onyx Equivalent Glass
Solar Factor/SHGC	10%
Light Transmission	10%
UV Transmission	< 1%
Light Reflection	8%
U-value [Btu/h ft ² °F]	0.28
Peak Power [Wp/sqft]	3.72

smart solar solutions for buildings





TECHNICAL DATA - GL.14

PHOTOVOLTAIC GLASS		
	M	Vision (10%)
Electrical data test conditions (STC)		
Nominal peak power	38	P _{mpp} (Wp)
Open-circuit voltage	50,99	V _{oc} (V)
Short-circuit current	1,34	I _{sc} (A)
Voltage at nominal power	35,02	V _{mpp} (V)
Current at nominal power	1,09	I _{mpp} (A)
Power tolerance not to exceed	± 5	%
STC: 1000 w/m ² , AM 1.5 and a cell temperature of 25°C, stabilized module state.		
Mechanical description		
Length	57 5/16	inches
Width	25 3/4	inches
Thickness	1 3/8	inches
Surface area	10,24	sqf
Weight	119,23	Lbs
Cell type	a-Si	Thin Film
Transparency degree	M	Vision (10%)
Front Glass	1/4"	Tempered Glass
PV Active Glass	1/8 "	Float Glass
Rear Glass	1/4"	Tempered Glass
Gas Spacer	1/2"	Air Chamber
Inner Glass	1/4"	Tempered Glass Low-e
Thickness encapsulation	1/16"	PVB Foils
Category / Color code		
Junction Box		
Protection	IP65	
Wiring Section	2,5 mm ² or 4,0 mm ²	
Limits		
Maximum system voltage	600	V _{sys} (V)
Operating module temperature	-40...+85	°C
Temperature Coefficients		
Temperature Coefficient of Pmpp	-0,19	%/°C
Temperature Coefficient of Voc	-0,28	%/°C
Temperature Coefficient of Isc	+0,09	%/°C

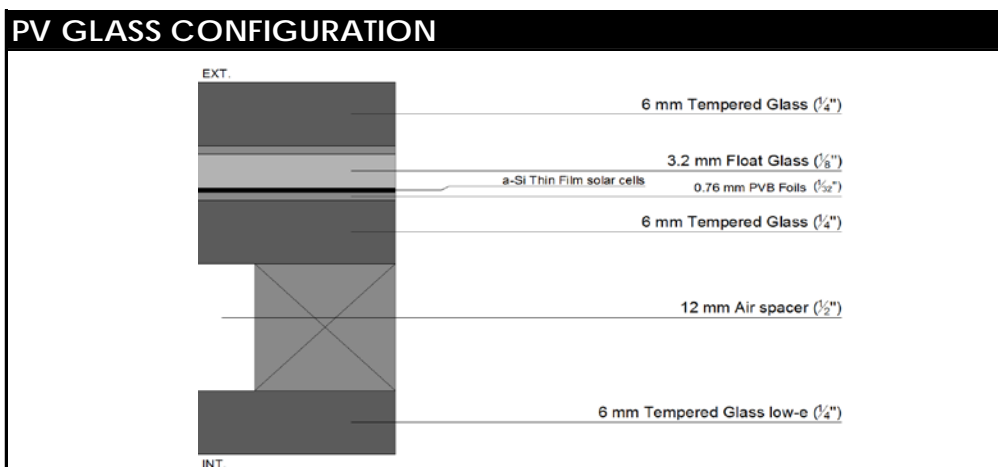
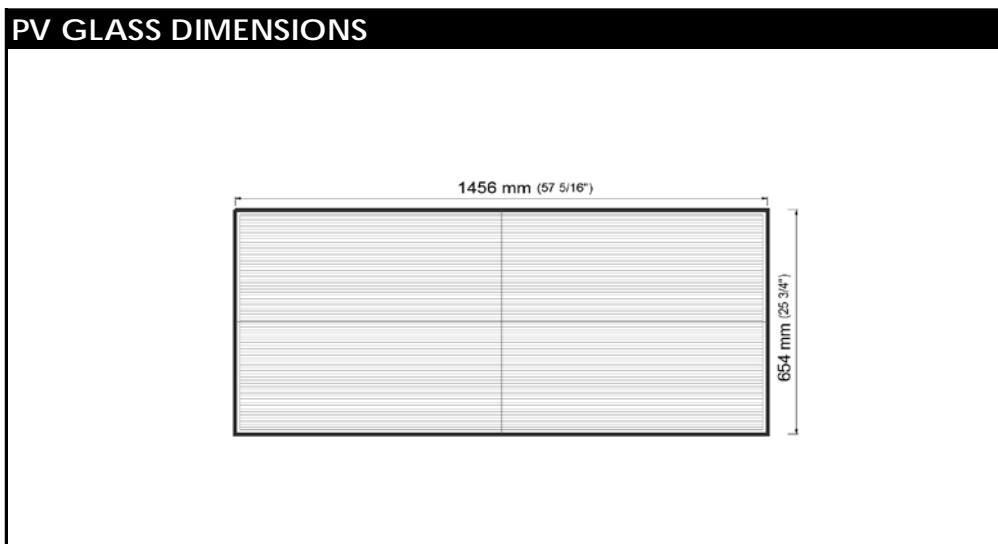
* All technical specifications are subject to change without notice by Onyx Solar

smart solar solutions for buildings





TECHNICAL DATA - GL.14



GLASS PROPERTY	Onyx Equivalent Glass
Solar Factor/SHGC	10%
Light Transmission	10%
UV Transmission	< 1%
Light Reflection	8%
U-value [Btu/h ft ² °F]	0.28
Peak Power [Wp/sqft]	3,72

smart solar solutions for buildings





TECHNICAL DATA - GL.15

PHOTOVOLTAIC GLASS		
	M	Vision (10%)
Electrical data test conditions (STC)		
Nominal peak power	94	P _{mpp} (Wp)
Open-circuit voltage	125,24	V _{oc} (V)
Short-circuit current	1,34	I _{sc} (A)
Voltage at nominal power	86,02	V _{mpp} (V)
Current at nominal power	1,09	I _{mpp} (A)
Power tolerance not to exceed	± 5	%
STC: 1000 w/m ² , AM 1.5 and a cell temperature of 25°C, stabilized module state.		
Mechanical description		
Length	57 5/16	inches
Width	63 1/4	inches
Thickness	1 3/8	inches
Surface area	25,16	sqf
Weight	292,86	Lbs
Cell type	a-Si	Thin Film
Transparency degree	M	Vision (10%)
Front Glass	1/4"	Tempered Glass
PV Active Glass	1/8 "	Float Glass
Rear Glass	1/4"	Tempered Glass
Gas Spacer	1/2"	Air Chamber
Inner Glass	1/4"	Tempered Glass Low-e
Thickness encapsulation	1/16"	PVB Foils
Category / Color code		
Junction Box		
Protection	IP65	
Wiring Section	2,5 mm ² or 4,0 mm ²	
Limits		
Maximum system voltage	600	V _{sys} (V)
Operating module temperature	-40...+85	°C
Temperature Coefficients		
Temperature Coefficient of Pmpp	-0,19	%/°C
Temperature Coefficient of Voc	-0,28	%/°C
Temperature Coefficient of Isc	+0,09	%/°C

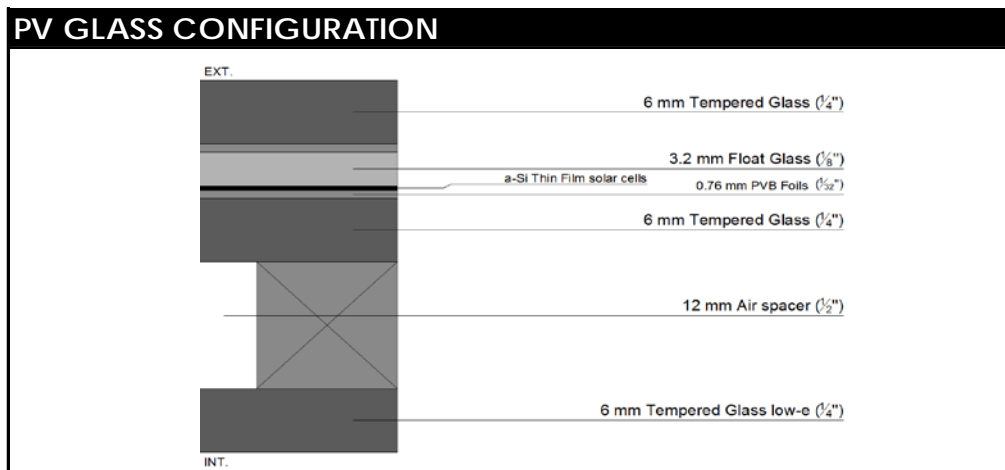

* All technical specifications are subject to change without notice by Onyx Solar

smart solar solutions for buildings





TECHNICAL DATA - GL.15



GLASS PROPERTY	Onyx Equivalent Glass
Solar Factor/SHGC	10%
Light Transmission	10%
UV Transmission	< 1%
Light Reflection	8%
U-value [Btu/h ft ² °F]	0.28
Peak Power [Wp/sqf]	3,72

smart solar solutions for buildings





TECHNICAL DATA - GL.21

PHOTOVOLTAIC GLASS		
	M	Vision (10%)
Electrical data test conditions (STC)		
Nominal peak power	93	P _{mpp} (Wp)
Open-circuit voltage	124,25	V _{oc} (V)
Short-circuit current	1,34	I _{sc} (A)
Voltage at nominal power	85,34	V _{mpp} (V)
Current at nominal power	1,09	I _{mpp} (A)
Power tolerance not to exceed	± 5	%
STC: 1000 w/m ² , AM 1.5 and a cell temperature of 25°C, stabilized module state.		
Mechanical description		
Length	57 5/16	inches
Width	62 3/4	inches
Thickness	1 3/8	inches
Surface area	24,97	sqf
Weight	290,55	Lbs
Cell type	a-Si	Thin Film
Transparency degree	M	Vision (10%)
Front Glass	1/4"	Tempered Glass
PV Active Glass	1/8 "	Float Glass
Rear Glass	1/4"	Tempered Glass
Gas Spacer	1/2"	Air Chamber
Inner Glass	1/4"	Tempered Glass Low-e
Thickness encapsulation	1/16"	PVB Foils
Category / Color code		
Junction Box		
Protection	IP65	
Wiring Section	2,5 mm ² or 4,0 mm ²	
Limits		
Maximum system voltage	600	V _{sys} (V)
Operating module temperature	-40...+85	°C
Temperature Coefficients		
Temperature Coefficient of Pmpp	-0,19	%/°C
Temperature Coefficient of Voc	-0,28	%/°C
Temperature Coefficient of Isc	+0,09	%/°C

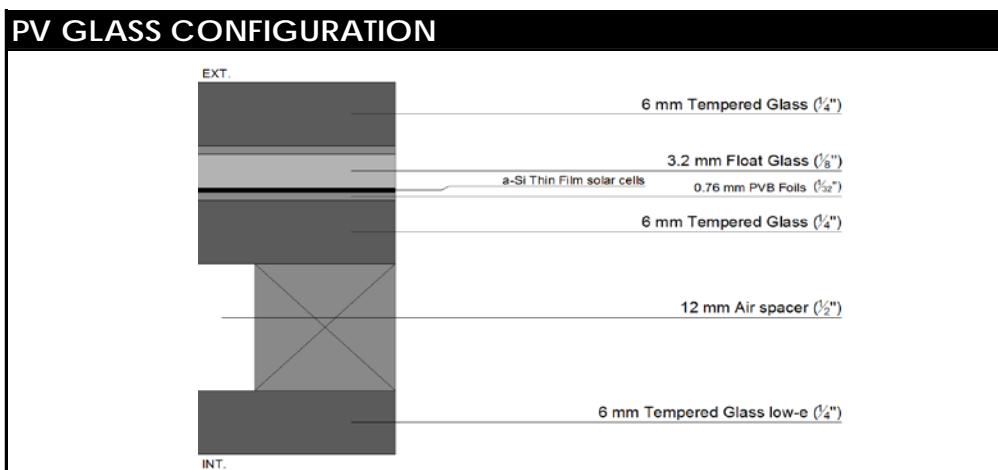

* All technical specifications are subject to change without notice by Onyx Solar

smart solar solutions for buildings





TECHNICAL DATA - GL.21



GLASS PROPERTY	Onyx Equivalent Glass
Solar Factor/SHGC	10%
Light Transmission	10%
UV Transmission	< 1%
Light Reflection	8%
U-value [Btu/h ft ² °F]	0.28
Peak Power [Wp/sqf]	3,72

smart solar solutions for buildings





TECHNICAL DATA - GL.22

PHOTOVOLTAIC GLASS		
	M	Vision (10%)
Electrical data test conditions (STC)		
Nominal peak power	78	P _{mpp} (Wp)
Open-circuit voltage	104,94	V _{oc} (V)
Short-circuit current	1,34	I _{sc} (A)
Voltage at nominal power	72,08	V _{mpp} (V)
Current at nominal power	1,09	I _{mpp} (A)
Power tolerance not to exceed	± 5	%
STC: 1000 w/m ² , AM 1.5 and a cell temperature of 25°C, stabilized module state.		
Mechanical description		
Length	57 5/16	inches
Width	53	inches
Thickness	1 3/8	inches
Surface area	21,09	sqf
Weight	245,40	Lbs
Cell type	a-Si	Thin Film
Transparency degree	M	Vision (10%)
Front Glass	1/4"	Tempered Glass
PV Active Glass	1/8 "	Float Glass
Rear Glass	1/4"	Tempered Glass
Gas Spacer	1/2"	Air Chamber
Inner Glass	1/4"	Tempered Glass Low-e
Thickness encapsulation	1/16"	PVB Foils
Category / Color code		
Junction Box		
Protection	IP65	
Wiring Section	2,5 mm ² or 4,0 mm ²	
Limits		
Maximum system voltage	600	V _{sys} (V)
Operating module temperature	-40...+85	°C
Temperature Coefficients		
Temperature Coefficient of Pmpp	-0,19	%/°C
Temperature Coefficient of Voc	-0,28	%/°C
Temperature Coefficient of Isc	+0,09	%/°C

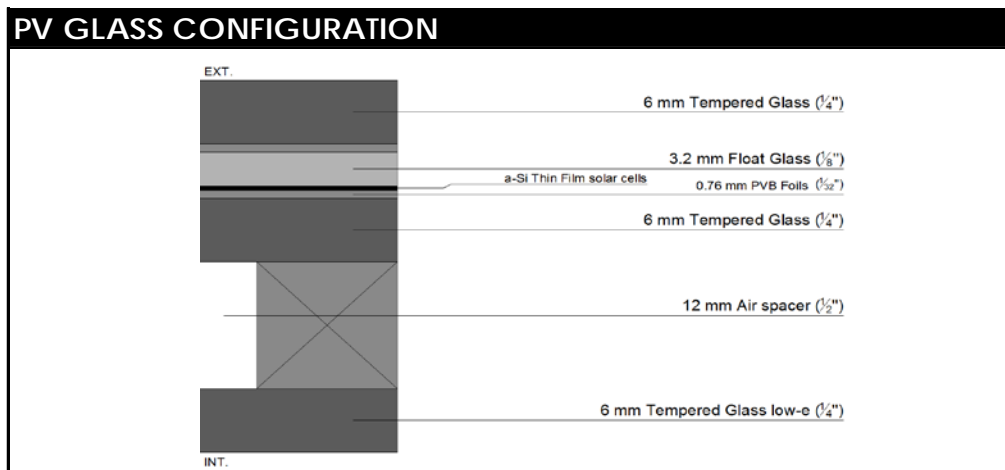

* All technical specifications are subject to change without notice by Onyx Solar

smart solar solutions for buildings





TECHNICAL DATA - GL.22



GLASS PROPERTY	Onyx Equivalent Glass
Solar Factor/SHGC	10%
Light Transmission	10%
UV Transmission	< 1%
Light Reflection	8%
U-value [Btu/h ft ² °F]	0.28
Peak Power [Wp/sqf]	3,72

smart solar solutions for buildings





TECHNICAL DATA - GL.23

PHOTOVOLTAIC GLASS		
	M	Vision (10%)
Electrical data test conditions (STC)		
Nominal peak power	78	P _{mpp} (Wp)
Open-circuit voltage	103,95	V _{oc} (V)
Short-circuit current	1,34	I _{sc} (A)
Voltage at nominal power	71,40	V _{mpp} (V)
Current at nominal power	1,09	I _{mpp} (A)
Power tolerance not to exceed	± 5	%
STC: 1000 w/m ² , AM 1.5 and a cell temperature of 25°C, stabilized module state.		
Mechanical description		
Length	57 5/16	inches
Width	52 1/2	inches
Thickness	1 3/8	inches
Surface area	20,89	sqf
Weight	243,09	Lbs
Cell type	a-Si	Thin Film
Transparency degree	M	Vision (10%)
Front Glass	1/4"	Tempered Glass
PV Active Glass	1/8 "	Float Glass
Rear Glass	1/4"	Tempered Glass
Gas Spacer	1/2"	Air Chamber
Inner Glass	1/4"	Tempered Glass Low-e
Thickness encapsulation	1/16"	PVB Foils
Category / Color code		
Junction Box		
Protection	IP65	
Wiring Section	2,5 mm ² or 4,0 mm ²	
Limits		
Maximum system voltage	600	V _{sys} (V)
Operating module temperature	-40...+85	°C
Temperature Coefficients		
Temperature Coefficient of Pmpp	-0,19	%/°C
Temperature Coefficient of Voc	-0,28	%/°C
Temperature Coefficient of Isc	+0,09	%/°C

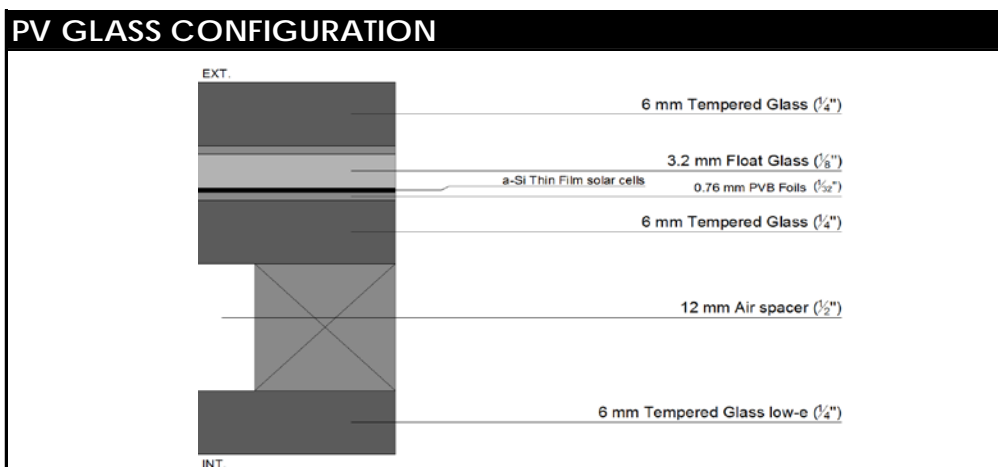

* All technical specifications are subject to change without notice by Onyx Solar

smart solar solutions for buildings





TECHNICAL DATA - GL.23



GLASS PROPERTY	Onyx Equivalent Glass
Solar Factor/SHGC	10%
Light Transmission	10%
UV Transmission	< 1%
Light Reflection	8%
U-value [Btu/h ft ² °F]	0.28
Peak Power [Wp/sqf]	3,72

smart solar solutions for buildings





TECHNICAL DATA - GL.25

PHOTOVOLTAIC GLASS		
	M	Vision (10%)
Electrical data test conditions (STC)		
Nominal peak power	74	P _{mpp} (Wp)
Open-circuit voltage	98,51	V _{oc} (V)
Short-circuit current	1,34	I _{sc} (A)
Voltage at nominal power	67,66	V _{mpp} (V)
Current at nominal power	1,09	I _{mpp} (A)
Power tolerance not to exceed	± 5	%
STC: 1000 w/m ² , AM 1.5 and a cell temperature of 25°C, stabilized module state.		
Mechanical description		
Length	57 5/16	inches
Width	49 3/4	inches
Thickness	1 3/8	inches
Surface area	19,79	sqf
Weight	230,35	Lbs
Cell type	a-Si	Thin Film
Transparency degree	M	Vision (10%)
Front Glass	1/4"	Tempered Glass
PV Active Glass	1/8 "	Float Glass
Rear Glass	1/4"	Tempered Glass
Gas Spacer	1/2"	Air Chamber
Inner Glass	1/4"	Tempered Glass Low-e
Thickness encapsulation	1/16"	PVB Foils
Category / Color code		
Junction Box		
Protection	IP65	
Wiring Section	2,5 mm ² or 4,0 mm ²	
Limits		
Maximum system voltage	600	V _{sys} (V)
Operating module temperature	-40...+85	°C
Temperature Coefficients		
Temperature Coefficient of Pmpp	-0,19	%/°C
Temperature Coefficient of Voc	-0,28	%/°C
Temperature Coefficient of Isc	+0,09	%/°C

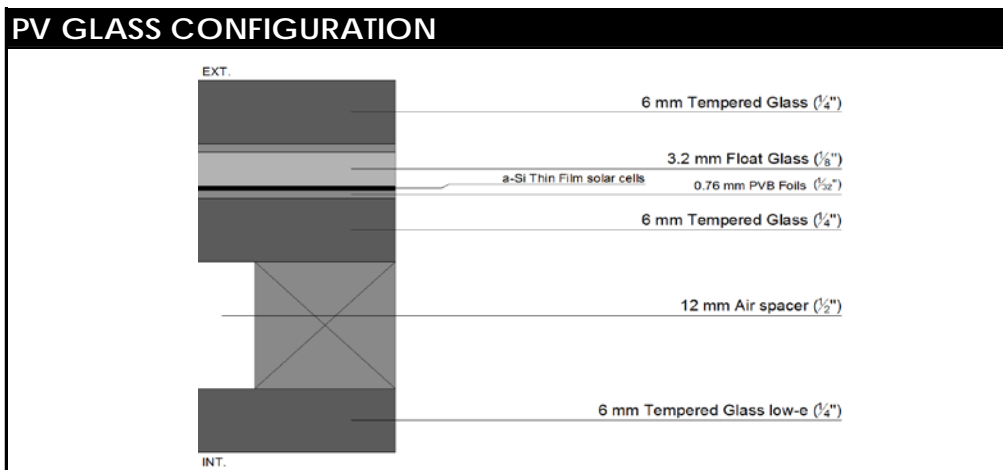

* All technical specifications are subject to change without notice by Onyx Solar

smart solar solutions for buildings





TECHNICAL DATA - GL.25



GLASS PROPERTY	Onyx Equivalent Glass
Solar Factor/SHGC	10%
Light Transmission	10%
UV Transmission	< 1%
Light Reflection	8%
U-value [Btu/h ft ² °F]	0.28
Peak Power [Wp/sqf]	3,72

smart solar solutions for buildings

